

■高温系列圆柱型超级电容器 High temperature series cylindrical

Supercapacitors

◆特征 Feature

*内阻低，功率密度高；

Low internal resistance and high power density;

*自放电率小，24 小时自放电<20%；

Self-discharge rate is small, 24 hours self-discharge <20%;

*优异的循环寿命，库仑效率达 95%以上；

Excellent cycle life, the coulomb efficiency is more than 95%;

*工作温度范围宽；

Wide operating temperature range;

*绿色环保，满足 RoHs 要求；

Green, meet RoHs requirements;

◆应用领域 Application

*智能仪表、行车记录仪、照明灯具、智能家居、工业控制；

Intelligent instrument, automobile data recorder, illumination lamp, smart home, industrial control;

*税控收款机、数码相机、电动工具、电动玩具、备用电源；

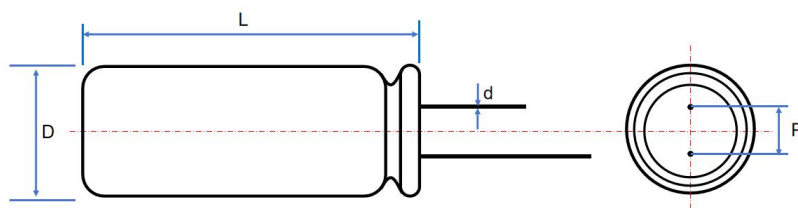
Fiscal cash register, digital camera, power tools, electric toy, emergency power supply,

*无线节能鼠标、无线手写板、固态硬盘(SSD)、医疗设备。

Wireless energy saving mouse, wireless handwriting board, solid state drive(SSD), medical equipment.

◆型号表示法 Part Number System

FH	2R7	L	105	M	H	0813	00
品牌代码 Brand FH	额定电压 Rated voltage	结构 Structure	额定容量 Rated Capacitance	容量偏差Permitting capacitance error	特性 Series	单体尺寸φD*L/mm Dimensions	预留（一般省略） Reserve(Omitted in generally) 客户代码、内部代号等 Customer code or internal code, etc.
	2R7 2.7V 2R8 2.8V 3R0 3.0V 5R5 5.5V 7R5 7.5V 13R5 13.5V 25R0 25V 48R0 48V	L 引针式 Radial Type S 盖板式 Cover plate type W 螺柱式 Stud type K 螺钉式 Screw type C 纽扣式 Coin type V H Z 组合式 Combined type M 锂离子电容 LIC	104 0.1F 224 0.22F 334 0.33F 474 0.47F 504 0.5F 105 1.0F 155 1.5F 205 2.0F 305 3.0F 505 5.0F 705 7.0F 106 10F 156 15F 206 20F 256 25F 356 35F 506 50F 308 3000F	X -10%~+30% V -10%~+10% M ±20% T -20%~+80% S 0~+50%	N 常规 Normal H 高温 High Temperature L 低内阻 Low ESR V 高电压 High Voltage	0612 6.3*12.5 0811 8*11 0813 8*13 0820 8*20 1020 10*20 1025 10*25 1220 12.5*20 1225 12.5*25 1230 12.5*30 1625 16*25 1630 16*30 1840 18*40	

◆标准产品外形尺寸图 shape of standard product


实际尺寸及公差以参数表为准。

The actual size and tolerance shall be subject to the parameter table.

◆标准产品规定值及尺寸 Spec. value of standard product and dimensions

型号 Part Number	额定电压 Rated Voltage (V)	额定电容 Rated Capacitance (F)	最大内阻 MAX ESR (mΩ)	最大峰值电流 Maximum Peak Current (25℃ <1s, A)	漏电流 Leakage Current (25℃ 72h, mA)	产品尺寸 Size/ mm			
						D ±1.0	L	P ±0.5	d ±0.05
FH2R7L504T-H0612	2.7	0.5	500	0.54	0.008	6.3	12±1.5	2.5	0.5
FH2R7L105M-H0612	2.7	1.0	500	0.90	0.008	6.3	12±1.5	2.5	0.5
FH2R7L155M-H0612	2.7	1.5	500	1.16	0.008	6.3	12±1.5	2.5	0.5
FH2R7L105M-H0813	2.7	1.0	350	1.00	0.008	8	13±1.5	3.5	0.6
FH2R7L155M-H0813	2.7	1.5	350	1.33	0.010	8.0	13±1.5	3.5	0.6
FH2R7L205M-H0813	2.7	2.0	240	1.93	0.012	8.0	13±1.5	3.5	0.6
FH2R7L155M-H0816	2.7	1.5	350	1.33	0.013	8	16±1.5	3.5	0.6
FH2R7L205M-H0816	2.7	2.0	200	1.99	0.012	8	16±1.5	3.5	0.6
FH2R7L305M-H0816	2.7	3.0	160	2.74	0.015	8	16±1.5	3.5	0.6
FH2R7L405M-H0816	2.7	4.0	150	3.38	0.015	8	16±1.5	3.5	0.6
FH2R7L305M-H0820	2.7	3.0	160	2.98	0.017	8	20±1.5	3.5	0.6
FH2R7L335M-H0820	2.7	3.3	160	3.19	0.017	8	20±1.5	3.5	0.6
FH2R7L505M-H0824	2.7	5.0	120	4.82	0.020	8	24±1.5	3.5	0.6
FH2R7L505M-H1020	2.7	5.0	120	4.91	0.020	10	20±1.5	5.0	0.6
FH2R7L605M-H1020	2.7	6.0	100	5.59	0.025	10	20±1.5	5.0	0.6
FH2R7L705M-H1020	2.7	7.0	80	6.34	0.030	10	20±1.5	5.0	0.6

FH2R7L106M-H1025	2.7	10	65	8.18	0.050	10	25±2.0	5.0	0.6
FH2R7L106M-H1220	2.7	10	70	7.94	0.050	12.5	20±2.0	5.0	0.6
FH2R7L126M-H1220	2.7	12	65	9.01	0.050	12.5	20±2.0	5.0	0.6
FH2R7L156M-H1225	2.7	15	55	11.10	0.065	12.5	25±2.0	5.0	0.6
FH2R7L206M-H1225	2.7	20	50	14.21	0.080	12.5	25±2.0	5.0	0.6
FH2R7L256M-H1625	2.7	25	45	19.29	0.070	16	25±3.0	7.5	0.8
FH2R7L306M-H1630	2.7	30	30	21.32	0.078	16	30±3.0	7.5	0.8
FH2R7L506M-H1840	2.7	50	25	30.00	0.100	18	40±3.0	7.5	0.8
FH2R7L606M-H1840	2.7	60	25	32.40	0.120	18	40±3.0	7.5	0.8

NOTE:

1.最大峰值电流：1s 从额定电压 U_R 放电至 $1/2U_R$ 的电流值。

Maximum Peak Current: Is the current taking 1 sec. to discharge from U_R to $1/2U_R$.

◆产品特性 Product characteristics

项目 Project	明细 Detail	测试方法 The test conditions
产品测试依据标准	依据 DL/T 1652-2016, GB/T2693—2001 测试标准。 According to DL/T 1652-2016, GB/T2693—2001 test standards.	
工作温度范围 Operating temperature range	-40℃~+85℃	-40℃~+70℃@2.7V 85℃@2.5V
存储温度范围 Storage temperature range	-40℃~+85℃	At 0V
额定工作电压 (25℃) Rated operating voltage	2.7V DC	25℃
容量允许偏差 Capacity allowance deviation	-20~+20%	

◆典型特性 Typical characteristics

项目 Project	明细 Detail	测试方法 The test conditions
产品测试依据标准	依据 DL/T 1652-2016, GB/T2693—2001 测试标准。 According to DL/T 1652-2016, GB/T2693—2001 test standards.	
高温特性 High temperature characteristics	容量△C Capacity	小于等于 30%初始值 Less than or equal to 30% of the initial value
	ESR	小于等于标称值 Less than or equal to the nominal value
	外观 appearance	无漏液, 无机械损伤 No leakage, No mechanical damage
置于上限工作温度±2℃环境中 16h, 在此环境下测试。 Place it in an environment with an upper limit working temperature of ±2℃ for 16 hours and conduct the test under this environment.		

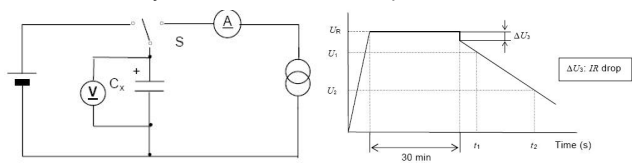
低温特性 Low-temperature characteristics	容量△C Capacity	小于等于 30%初始值 Less than or equal to 30% of the initial value	置于下限工作温度±2℃环境中 2h, 在此环境下测试。 Place it in an environment with a lower limit operating temperature of ±2℃ for 2 hours and conduct the test under this environment.
	ESR	小于等于标称值 4 倍 Less than or equal to 4 times the nominal value	
	外观 appearance	无漏液, 无机械损伤 No leakage, No mechanical damage	
高温耐久性 High-temperature durability	容量△C Capacity	小于等于 30%初始值 Less than or equal to 30% of the initial value	施加电压 Applied voltage: 2.5V 温度 Temperature: +85℃±2℃ 时间 Time: 1000h
	ESR	小于等于标称值 4 倍 Less than or equal to 4 times the nominal value	
	外观 appearance	无漏液, 无机械损伤 No leakage, No mechanical damage	
循环耐久性 Cycling durability	容量△C Capacity	小于等于 30%初始值 Less than or equal to 30% of the initial value	在 25℃下, 用恒定电流使电容器在额定电压和最低工作电压间循环充放电 500000 次。每次充放电之间搁置 5s。 At 25℃, charge and discharge the capacitor cyclically between the rated voltage and the minimum operating voltage for 500,000 times using a constant current. There is a 5-second rest between each charge and discharge cycle.
	ESR	小于等于标称值 4 倍 Less than or equal to 4 times the nominal value	
湿热特性 Humidity Characteristics	容量△C Capacity	小于等于 30%初始值 Less than or equal to 30% of the initial value	温度 Temperature: +40℃±2℃ 相对湿度 Relative humidity: 90~95%RH 测试时间 Test time: 240h
	ESR	小于等于标称值 4 倍 Less than or equal to 4 times the nominal value	
	外观 appearance	无漏液, 无机械损伤 No leakage, No mechanical damage	
温度冲击 Temperature shock	容量△C Capacity	小于等于 10%初始值 Less than or equal to 10% of the initial value	低温 Low temperature: (-40±2)℃30min 高温 High temperature: (+85±2)℃30min 温度转换时间 Temperature conversion time: 2min~3min 循环次数 Cycles: 5 试验后静置 16h 后再进行电气测试 The test was left to stand for 16h before electrical testing
	外观 appearance	无漏液, 无机械损伤 No leakage, No mechanical damage,	
低温存储特性 Low temperature storage characteristics	容量△C Capacity	小于等于 10%初始值 Less than or equal to 10% of the initial value	施加电压 Applied voltage: 0V 温度 Temperature: -40℃±2℃ 时间 Time: 96h
	ESR	小于等于标称值 2 倍 Less than or equal to 2 times the nominal value	

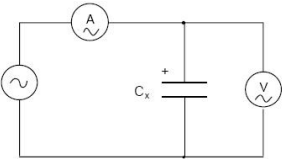
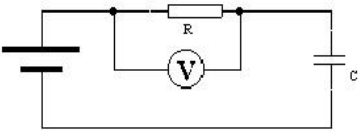
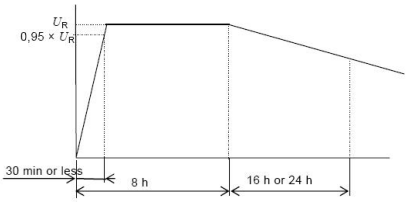
	外观 appearance	无漏液, 无机械损伤 No leakage, No mechanical damage	
高温存储特性 High temperature storage characteristics	容量 ΔC Capacity	小于等于 10%初始值 Less than or equal to 10% of the initial value	施加电压 Applied voltage: 0V 温度 Temperature: $+85^{\circ}\text{C} \pm 2^{\circ}\text{C}$ 时间 Time: 96h
	ESR	小于等于标称值 2 倍 Less than or equal to 2 times the nominal value	
	外观 appearance	无漏液, 无机械损伤 No leakage, No mechanical damage	
自放电特性 Self discharge characteristics		自放电截止电压大于等于额定电压的 80% The self-discharge cut-off voltage is greater than or equal to 80% of the rated voltage	充电过程: 常温, 无负载, 充电时间 8h Charging process: normal temperature, no load, charge time 8h 放置过程: 温度为 $25 \pm 2^{\circ}\text{C}$, 相对湿度小于 60%RH, 开路放置 24h Placement process: The temperature is $25 \pm 2^{\circ}\text{C}$, the relative humidity is less than 60%RH, and it is left open for 24h
引出端强度 Lead strength		引出端无损坏 No damage to the outlet	引出端施加 10N 的拉力持续 1min。施加 5N 的弯曲力, 在引脚长度的 1/2 处向任意方向弯曲 90° 并折回至初始位置, 共进行 2 次。
可焊性 Solder ability		超过 3/4 端子表面被锡层覆盖 More than 3/4 of the terminal surface is covered by a tin layer	引脚一端浸渍于 $235 \pm 5^{\circ}\text{C}$ 的焊槽中, 持续 $2 \pm 0.5\text{s}$ One end of the pins are immersed in a solder bath at $235 \pm 5^{\circ}\text{C}$, with the immersion lasting for 2 ± 0.5 seconds.

项目 Project	明细 Detail	测试方法 The test conditions
非正常充电 Abnormal Charging	不应爆炸、着火 Supercapacitors should not explode or catch fire.	超级电容器与 3UR 直流电源同极性相接, 串联 10 Ω 电阻, 测试 4h。 The supercapacitor is connected to a 3UR DC power supply of the same polarity, and a 10 Ω resistor is connected in series for a 4-hour test.
挤压 Extrusion	不应着火 Supercapacitors should not catch fire.	圆盘以 1.5cm/s 的初始速度对超级电容器进行挤压, 直至压力达到 13kN 立即释压, 观察超级电容器 6h。 The disc compresses the supercapacitor at an initial speed of 1.5cm/s until the pressure reaches 13kN, then immediately releases the pressure and observes the supercapacitor for 6 hours.

针刺 Needling	不应着火 Supercapacitors should not catch fire.	在环境温度条件下, 用直径 3mm 的不锈钢针以 20mm/s~40mm/s 的速度穿刺超级电容器最大表面的中心位置, 并保持 1min。 Under ambient temperature conditions, a rust-free steel needle with a diameter of 3mm was used to Pierce the center of the maximum surface of the supercapacitor at a speed of 20mm/s to 40mm/s and held for 1 minute.
热滥用 Thermal Abuse	不应爆炸、着火 Supercapacitors should not explode or catch fire.	超级电容器置于烘箱内, 以 5℃/min 的速度升温至 130℃ 并在此温度下保持 10min。 The supercapacitor was placed in an oven and heated at a rate of 5℃/min to 130℃, maintaining this temperature for 10 minutes.

◆ 超级电容器测试方法 Supercapacitors Test Methods

容量 Capacitance	<p>恒流放电法测量 Measurement by Permanent electrotransport:</p> <ol style="list-style-type: none"> 1、恒流/恒压源的直流电压设定为额定电压 (U_R)。 DC voltage of constant current/constant voltage source is set as rated voltage (U_R). 2、设定规定的恒电流放电装置的恒定电流值。 Set the constant current value of the constant current discharge device. 3、将开关S切换到直流电源, 在恒流/恒压源达到额定电压后恒压充电30min。 Switch the switch S to dc power supply, and charge at constant voltage for 30min after the constant current/constant voltage source reaches the rated voltage. 4、在充电30min结束后, 将开关S变换到恒流放电装置, 以恒定电流进行放电。 After charging for 30min, switch S is changed to the constant exile device to discharge with constant current. <p>3、测量电容器两端电压从 U_1 到 U_2 的时间 t_1 和 t_2, 如图所示, 根据下列等式计算电容容量值: Measure the time t_1 and t_2 of the voltage from U_1 to U_2 at both ends of the capacitor, as shown in the figure, and calculate the capacitance value according to the following equation</p> <p>Measurement by Permanent electrotransport:</p>  $C = \frac{I \times (t_2 - t_1)}{U_1 - U_2}$
内阻 Resistance	<p>交流阻抗方法测量 AC impedance measurements:</p> <p>采用如下图所示的电路进行测量: The circuit as shown in the figure below is used for measurement:</p>

	 <p>电容器的内阻R_a应通过下式计算</p> <p>Capacitor resistance R_a shall be computed by the type:</p> $R_a = U/I$ <p>其中where:</p> <p>R_a 交流内阻 AC impedance (Ω) ;</p> <p>U 交流电压有效值 Effective value of U ac voltage (V r.m.s) ;</p> <p>I 交流电流有效值 Effective value of I ac current (V r.m.s) 。</p>
<p>漏电流</p> <p>Leakage Current</p>	<p>直流漏电流的测量原理如下DC leakage current measurement principle is as follows:</p>  <ol style="list-style-type: none"> 1、放电：该测量开始前，电容器应进行充分放电。放电过程持续1h到24h。 Discharge: before the measurement begins, the capacitor should be fully discharged. The discharge process lasts from 1h to 24h. 2、漏电流的测量应额定温度和额定电压 (U_R)，经过最大30min充电时间后达到95%充电电压，充电时间从30min, 1h, 2h, 4h, 8h, 12h, 24h, 48h, 72h中选择并在相应标准中规定。 Leakage current shall be measured at rated temperature and rated voltage (U_R). The charging voltage reached 95% after the maximum 30min charging time. The charging time was selected from 30min, 1h, 2h, 4h, 8h, 12h, 24h, 48h, 72h and shall be specified in the detail specification. 3、应使用稳定的电源如直流稳压电源。 Stable power supply, such as dc stabilized power supply, should be used. 4、通过1000Ω以下的保护电阻给电容器施加电压。 through the protection under 1000 Ω resistance to capacitor voltage.
<p>自放电</p> <p>Self discharge</p>	<p>试验前将超级电容器完全放电2h，然后对其充电30min，使超级电容器的电压达到额定电压的95%后，继续充电，充电时间共8h，之后断开电源，将电容器置于标准常温常压条件下放置24h，然后测试量24h后的截止电压。</p> <p>Before the test, fully discharge the supercapacitor for 2 hours. Then charge it for 30 minutes until the voltage of the supercapacitor reaches 95% of the rated voltage, and continue charging for a total charging time of 8 hours. After that, disconnect the power supply, place the capacitor under standard normal temperature and pressure conditions for 24 hours, and then test the cut-off voltage after 24 hours.</p> 

◆包装 Package

产品尺寸 Product size(D*L)	数量 Quantity (PCS)			尺寸 Dimension (L*W*H)mm	
	塑料袋 Plastic Bag	内箱 Inner	外箱 Outer	内箱 Inner	外箱 Outer
6.3*12	2000	2000	2000*6=12000	240*182*94	395*255*305
8*13	1500	1500	1500*6=9000	240*182*94	395*255*305
8*16	1000	1000	1000*6=6000	240*182*94	395*255*305
8*20	1000	1000	1000*6=6000	240*182*94	395*255*305
8*24	1000	1000	1000*6=6000	240*182*94	395*255*305
10*20	800	800	800*6=4800	240*182*94	395*255*305
10*25	600	600	600*6=3600	240*182*94	395*255*305
12.5*20	500	500	500*6=3000	240*182*94	395*255*305
12.5*25	400	400	400*6=2400	240*182*94	395*255*305
12.5*30	350	350	350*6=2100	240*182*94	395*255*305
16*25	250	250	250*6=1500	240*182*94	395*255*305
16*30	200	200	200*6=1200	240*182*94	395*255*305
18*40	80	80	80*6=480	240*182*94	395*255*305

备注：当包装数量小于外箱可容纳的产品数量时，将根据数量采用合适的包装外箱。

Note: when the packing quantity is less than the product quantity that can be contained in the outer box, the appropriate packing box will be adopted according to the quantity.

包装规格可按需求更改，下单前请与我司联系确定。

Packaging specifications can be changed as needed, please contact us before you place your order.

◆使用注意事项 Cautions For Use

*焊接条件 welding condition

*建议产品的焊接条件为流动焊接，热冲击会影响电容的电性能，甚至会导致电容的鼓气、漏液以及开裂。

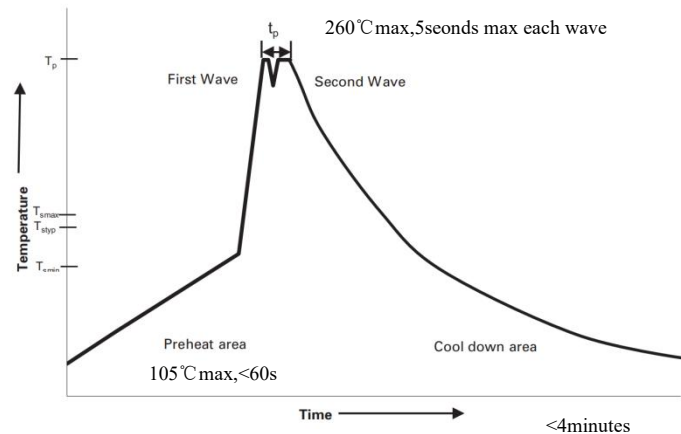
The welding condition of the proposed product is flow welding, heat shock will decrease electric performance of cell, even cause swelling, leakage or crack.

*手工焊的温度建议低于 350℃，焊接持续时间少于 4s。波峰焊的温度建议低于 260℃，焊接过程电容器本体温度最高不能超过 120℃，持续时间少于 10s。其中预热温度应低于 105℃，最多给 PCB 预热 60S，浸锡达 0.8mm 或更厚。

Manual soldering temperature should not exceed 350℃, soldering time should not exceed 4s. The temperature of wave soldering is recommended to be lower than 260℃, and the maximum temperature of capacitor body in the welding process shall not exceed 120℃, and the duration shall be less than 10s, while preheating temperature should be limited to less than 105℃ and maximum preheating time of 60 seconds for PC boards 0.8mm or thicker.

*短时间内按照上述焊接条件，开展低温焊接工作,如下图

Carry out low-temperature welding in accordance with the above welding conditions within a short time, as shown below:



*超级电容器极性问题 Polarity problem of supercapacitor

与普通电解电容器或电池不同的是，由于超级电容器正负极采用的是同种材质，从理论上讲是不存在极性的；而超级电容器所标识的极性是生产商在生产工艺过程制定的，当电容使用中不小心短期反向使用，不会造成电容器实质性破坏，调整为正向可保证使用，但不可长期反向使用，会造成电容寿命特性迅速衰减。

Unlike ordinary electrolytic capacitors or batteries, the anode and cathode of supercapacitors are made of the same material, so there is no polarity in theory. However, the polarity indicated by super capacitors is formulated by the manufacturer in the production process. When the capacitor is used carelessly in the short-term reverse operation, it will not cause substantial damage to the capacitor. If adjusted to a positive direction, it can be guaranteed to be used, but it cannot be used in the long-term reverse operation, which will result in the rapid attenuation of capacitor life characteristics.

*关于超级电容器充电问题 On the issue of supercapacitor charging

超级电容器充电需要采用不超过额定电压的直流电压，可采用限流、恒流、恒功率、恒电压等多种充电方式；超级电容器充电时可能会拉低充电电源电压，直到电容器充满维持电压平衡。

Charging of supercapacitors requires dc voltage which does not exceed rated voltage, and various charging methods such as current limit, constant current, constant power and constant voltage can be adopted. Supercapacitors can be charged by lowering the voltage of the charging power supply until the capacitors are full enough to maintain voltage balance.

*超级电容器的内阻及容量问题 The problem of internal resistance and capacity of supercapacitors

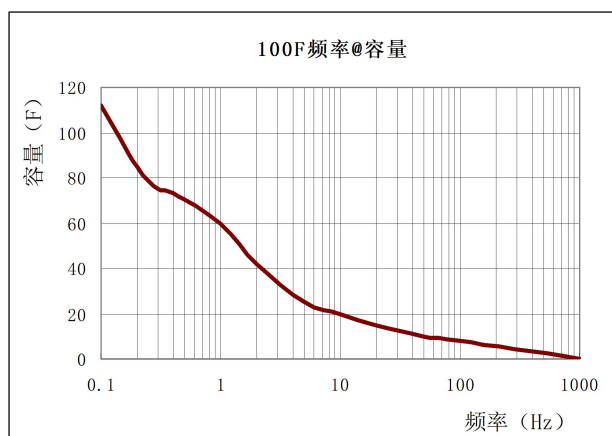
在充放电过程中，超级电容器的内阻引起的 IR 降，会损失电容器的充放电效率，故电容器内阻大小在一定程度上决定了电容器品质的优劣，而由于超级电容器的内阻要大于普通电容器，在交流电路或高频率充放电过程中，电容会发热，造成寿命迅速衰减，这也是超级电容一般只用于直流电路的原因。

与普通电容器相比，超级电容器具有较大的时间常数 τ ，所以充放电时间均较长，也正因为如此，不适合连续的大电流频繁工作，会引起发热性能迅速衰减。超级电容器的频率特性表现为高频率下，碳电极微孔中的正负离子响应时间较长，故表现的容量很小。不可采用普通测量电容器设备交流测量容量，而是要采用基于电池测量 mAh 方法进行测试。

In the process of charging and discharging, super capacitor resistance caused by the IR drop, lose efficiency of capacitor charging and discharging, so the size of capacitor resistance to a certain extent, determines the actor bad of character of capacitor, due to the internal resistance of the super capacitor than normal capacitors, in the process of communication charge and discharge circuit or high frequency,

capacitor will fever, cause life decay quickly, which is the cause of the super capacitor only commonly used in dc.

Compared with ordinary capacitors, supercapacitors have a larger time constant, so the charge-discharge time is relatively long, and because of this, it is not suitable for continuous large current to work frequently, which will cause rapid attenuation of the heating performance. The frequency characteristic of supercapacitors is that the response time of positive and negative ions in the micro pores of carbon electrode is long at high frequency. Instead of measuring capacitors' ac capacity, the mAh method based on battery measurement is used.



*运输及储存 Transport and storage

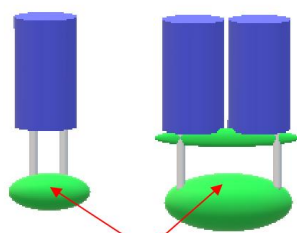
产品运输过程应防止产品受潮，储存温度应为-30℃~50℃、相对湿度小于 60%，最大湿度不可超过 85%，否则会导致电容受潮性能劣化或生锈。

Should prevent products be affected with damp be affected with damp in product transportation, storage temperature should be - 30 ℃ to 50 ℃, relative humidity less than 60%, the maximum humidity no more than 85%, otherwise it will cause capacitance performance degradation of be affected with damp be affected with damp or rust.

*安装与焊接 Installation and welding

超级电容器用于双面电路板上时，要注意连接处不可经过电容器可触及的地方，否则会导致产品短路过压及电容器损坏。安装过程及安装后，不可强行扭动或倾斜电容器，不得用力拉拽引线，应先断针及折弯后焊接。在焊接过程中要避免使电容器过热（1.6mm的印刷线路板，焊接时应为 260℃，时间不超过 5s），焊接后，线路板和电容器要清洗干净。

When the supercapacitor is used on the double-sided circuit board, it should be noted that the connection cannot pass through the reach of the capacitor, otherwise the product will be short circuit overvoltage and the capacitor will be damaged. During installation and after installation, do not twist or tilt the capacitor by force. Do not pull the lead by force. Break the needle and weld after bending. In the welding process to avoid overheating of the capacitor (1.6 mm of printed circuit board, the welding should be 260 ℃, when time is not more than 5 s), after welding, circuit board and the capacitor to clean in the net.



此处尽量不要布线

***超级电容器短路判断 Short circuit judgment of supercapacitor**

短路电容应不能进行充放电，在电容正负极间施加直流电压，电容电压不升高，可判定短路，用万用表判定时，新电容在为充电时，以欧姆档测量（短路挡）指示为短路状态，是正常现象，不能确定电容即为短路，应观察阻值是否增加，如增加即为非短路。

The short circuit capacitance shall not be charged or discharged. The dc voltage shall be applied between the positive and negative terminals of the capacitance. The capacitance voltage shall not be increased

When charging, it is normal to use ohm gauge (short circuit block) indicator as short circuit state. Capacitance is short circuit and it cannot be determined. It should be observed whether the resistance value increases or not.

***串联及并联使用问题 Series and parallel operation problem**

相同超级电容器串联使用时，总电压=串联个数*单体耐压；总容量=单体容量/串联个数；总能量=串联个数*单体容量，总内阻=串联个数*单体内阻。

三个及以上串联存在单体间的电压均衡问题，需要考虑采用均衡电路，用于保证长期使用过程中电容不能过电压使用，从而引起电容器寿命衰减及损坏。不同规格超级电容器不可进行串联使用。

超级电容器进行并联使用时，可以不同容值的并联，采用相同电压充电，但要注意各个电容之间的电流平衡问题以及相互隔离，避免由于放电后电势差产生的相互反向充电。

When the same super capacitor is used in series, the total voltage = series number * monomer withstand voltage; Total capacity = unit capacity Total energy = series number x monomer capacity, total internal resistance = series number x monomer resistance.

There is a problem of voltage balancing between three or more monomers in series, so it is necessary to consider adopting equalizing circuit to ensure that the capacitance cannot be used over voltage during long-term use, thus causing capacitor life attenuation and damage. Supercapacitors of different specifications cannot be used in series.

When the super capacitors are used in parallel, they can be connected in parallel with different capacitance values and charged by the same voltage. However, it is necessary to pay attention to the current balance between the capacitors and to isolate each other, so as to avoid reverse charging due to the potential difference after discharge.

***其它使用上的问题，请向生产厂家咨询或参照超级电容器使用说明的相关技术资料执行。**

For other problems in use, please consult the manufacturer or refer to the relevant technical data of the instructions for the use of supercapacitors.

***漏液情况处理 Handling of leakage situation**

皮肤接触：用肥皂水和清水彻底冲洗皮肤；

Skin contact: rinse skin thoroughly with soap and water;

眼睛接触：用流动清水或生理盐水冲洗，就医；

Eye contact: flush with flowing water or normal saline and seek medical advice;

吸取：立即用水漱口，就医；

Absorb: immediately rinse with water and seek medical advice;

如果发现超级电容器过热或是闻到气味，应立即断开与超级电容器连接的电源和负载，让其降温，然后进行正确处理，不可让脸或手接触过热的超级电容器。

If the supercapacitor is found to be overheating or smelling, the power supply and load connected to the supercapacitor should be

disconnected immediately to cool it, and the supercapacitor should be treated properly so that no face or hand contact with the supercapacitor is allowed.

◆关于废弃 About discarding

不要随意丢弃，遵循法令或地方公共团体等指定的条例，将废弃物交给工业废弃物处理商。

Don't throw it away randomly. Follow the laws and regulations or local public organizations and other designated regulations, and hand over the waste to the industrial waste disposal company

◆修改履历 AMENDMENT RECORDS

版本 Ver.No.	内容 Description	日期 Date	修改 Revised	审核 Checked
V2.0	合并新增所有内容 Merge all new content	2023/4/14	冯科俊 Kejun Feng	蓝海玲 Hailing Lan
V3.0	产品特性栏目细化产品测试的标准 和产品使用范围； The product characteristics column refines the product testing standards and product use scope;	2023/8/1	冯科俊 Kejun Feng	蓝海玲 Hailing Lan
V3.0	修订 16 拍产品的尺寸，由 30±2.0 改为 30±3.0 Revise the size of the 16-beat product from 30±2.0 to 30±3.0	2023/8/1	冯科俊 Kejun Feng	蓝海玲 Hailing Lan
V3.0	新增 FH2R7L305M-H0816 和 FH2R7L405M-H0816 产品 Added FH2R7L305M-H0816 and FH2R7L405M-H0816 products	2023/10/16	彭锦 Jin Peng	蓝海玲 Hailing Lan
V3.0	修改部分产品型号最大内阻 Modify the maximum internal resistance of some product models	2023/10/19	彭锦 Jin Peng	蓝海玲 Hailing Lan
V4.0	尺寸外形图更新 Size and exterior map updated	2025/9/27	刘知航 Zhihang Liu	袁建才 Jiancai Yuan
V4.1	部分型号容量偏差等级更新 Partial model capacity deviation grade update	2026/4/23	刘知航 Zhihang Liu	袁建才 Jiancai Yuan